



# BAGUIER TAILLES UK




**IMPORTANT**  
vérifiez que votre  
imprimante est bien  
en echelle 100%




**H 1/2**





**I 1/2**



**J 1/2**



**L**



**M**




**N**




**O**



**P**



**Q**




**Q 1/2**



**R**



**R 1/2**




**S 1/2**



**T 1/2**




**U 1/2**



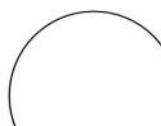
**V**



**V 1/2**



**W 1/2**

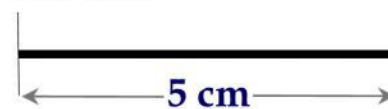


**Y**



**Z**

Vérifiez l'échelle avec une règle  
Elle doit faire 5 cm pour une bonne  
prise de taille.



Pour contrôler la taille de vos bagues  
déposez les sur les ronds et vérifiez la  
taille correspondante.



Ce baguier vous est offert par [Bijouterieonline.com](http://Bijouterieonline.com)